


RFSG OEM Custom Solutions 1.00 (Sep 2017)

Microwave Signal Generators up to 40 GHz



Introduction

The RFSG-OEM series is an easy to implement test equipment solution designed to fulfill your signal generation needs. Built on a foundation of high quality and market leading Anapico Signal Sources, the RFSG-OEM series provides the highest output power, low harmonic levels and broadest frequency range amongst signal generators of its size and cost.

This compact signal generator board level assembly features USB, GPIB and Ethernet interfaces ensuring carefree integration within various test environments while improving overall productivity and equipment utilization.

The RFSG-OEM incorporates several product upgrades: reduced spurious, wider dynamic range, higher frequency resolution, higher RF output power, reduced RF off leakage, and an added TRIGGER OUT function. This assembly can be readily integrated into a test equipment rack. Just supply power and cooling.

Signal Specifications

Please refer to the RFSGXXG and RFSGX010 data sheets. The same key specifications apply for the OEM versions.

I/Os

RF

RF 50 Ohms connector selectable N, SMA+, K, MCX; MMPX

Baseband IOs

ΦM MCX / BNC connector: input for phase (FM/PM) external modulation.

REF IN MCX / BNC connector: input for the reference signal.

TRIG IN MCX / BNC connector: trigger input.

FUNC OUT MCX / BNC connector: output for the function signal.

REF OUT MCX / BNC connector: output for the reference signal.

AM PULSE MCX / BNC connector: input for the AM and the PULSE external modulation.

Remote control and power supply

USB B The USB B connector is used to connect the device to a computer.

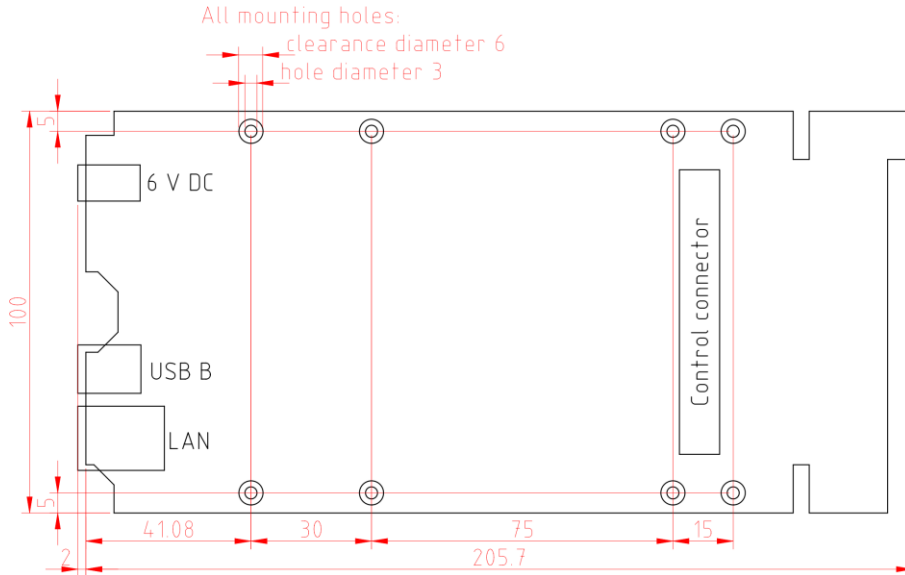
LAN The LAN connector is used to connect the device to a network.

Power Supply 6V DC power supply connector (suitable AC-AD supply is included)

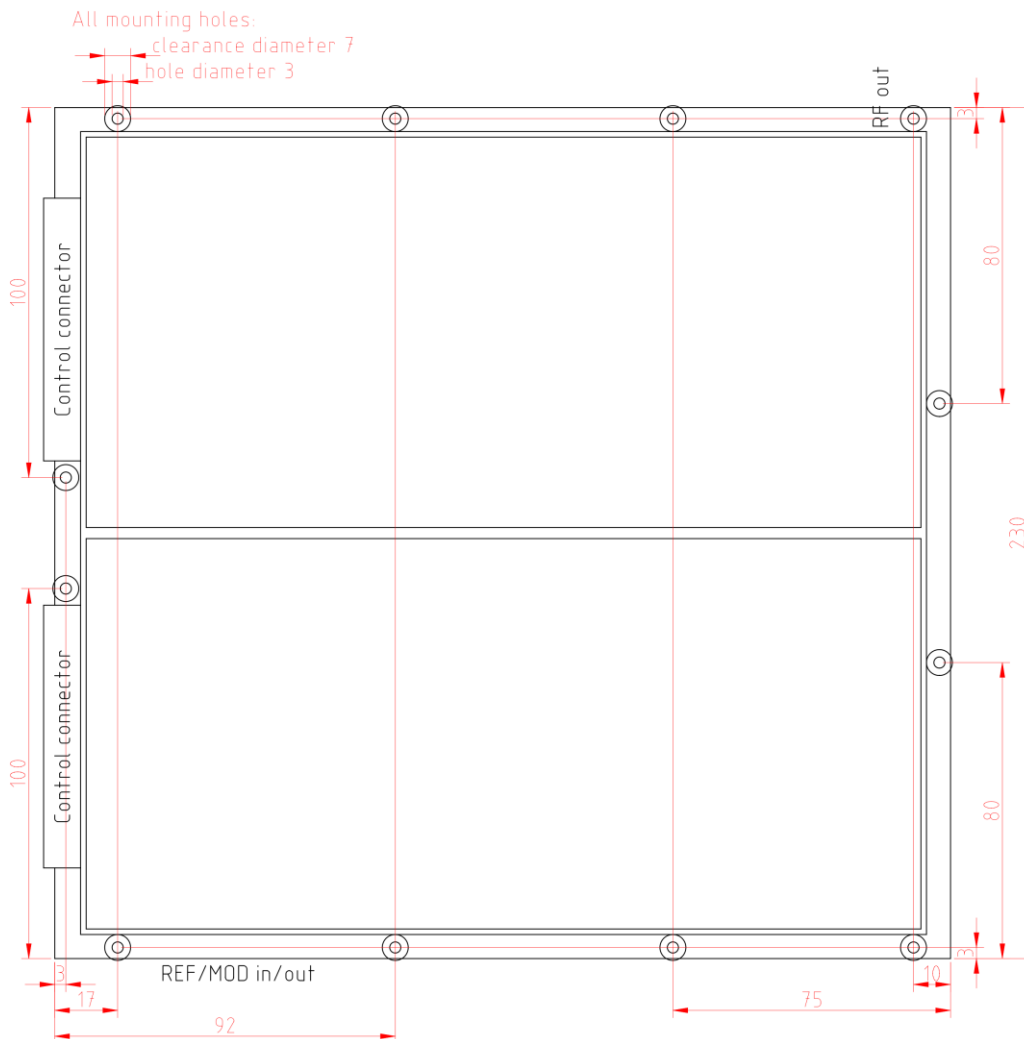
Mechanical Dimensions

All dimensions are given in mm.

Controller Module: 30 mm H x 100 mm W x 206 mm L



RF Module: 30 mm H x 230 mm W x 206 mm L



General Characteristics

Remote programming interfaces

Ethernet 100BaseT LAN interface,
USB 2.0 host & device
GPIB (IEEE-488.2,1987) with listen and talk (optional)
Control language SCPI Version 1999.0

Power requirements 6.25 ± 0.2 VDC ; 20 W maximum

Mains adapter supplied: 100-240 VAC in/ 6 V 6.0 A DC out

Environmental (Levels similar to MIL-PRF-28800F Class 3/4)

Environmental stress Samples of this product have been type tested to be robust against the environmental stresses of storage, transportation, and end-use; those stresses to temperature, humidity, shock, vibration, altitude, and power line conditions.

Operating temperature range 0 to 50 °C

Storage temperature range -40 to 70 °C

Operating and storage altitude up to 15,000 feet (4600 m)

Weight < 1.0 kg net



Recommended calibration cycle 24 months

Document History

Version/Status	Date	Author	Notes
V10	2017-09-01	jk	first release